

Our Calculation Policy: Subtraction

What I will be learning:	Reception	Year 1	Year 2
NC link	Have a deep understanding of number to 10, including the composition of each number. Automatically recall (without reference to rhymes, counting or other aids) number bonds up to 5 (including subtraction facts) and some number bonds to 10, including double facts.	Subtract one-digit and two-digit numbers to 20, including zero. Solve one-step problems that involve subtraction, using concrete objects and pictorial representations and missing number problems.	Subtract numbers using concrete objects, pictorial representations, and mentally, including: <ul style="list-style-type: none"> • a two-digit number and ones • a two-digit number and tens • two two-digit numbers
Using concrete			
Using pictorial			
Using abstract		<p>Children learn to draw their own number lines to find answers, use tens frame and begin to partition and use manipulatives to support their subtraction.</p> <p>$13 - 4 =$</p> <p>Children touch count and remove the number to be taken away, in this case 4.</p> <p>Touch count to find the number that remains.</p> <p>$13 - 7 = 6$</p> <p>$16 - 8 = 8$</p>	<p>Column methods may be introduced when children are ready – the Y2 curriculum states, ‘Recording addition in columns supports place value and prepares for formal written methods with larger numbers’.</p>




What I will be learning:	Year 2	Year 3	Year 4
NC link	Subtract numbers using concrete objects, pictorial representations, and mentally, including: <ul style="list-style-type: none"> • a two-digit number and ones • a two-digit number and tens • two two-digit numbers 	Subtract numbers with up to three digits, using formal written methods of columnar subtraction.	Subtract numbers with up to 4 digits using the formal written methods of columnar subtraction where appropriate.
Using concrete			
Using pictorial			
Using abstract	<p>Column methods may be introduced when children are ready – the Y2 curriculum states, ‘Recording addition in columns supports place value and prepares for formal written methods with larger numbers</p>		<p>They also add decimals with up to two decimal places, knowing that the decimal points line up under one another. They are expected to add amounts of money and measures in different contexts.</p>

What I will be learning:	Year 4	Year 5	Year 6
NC link	Subtract numbers with up to 4 digits using the formal written methods of columnar subtraction where appropriate.	Subtract whole numbers with more than 4 digits, including using formal written methods (columnar subtraction).	Solve subtraction multi-step problems in contexts, deciding which operations and methods to use and why.
Using concrete			
Using pictorial			
Using abstract	<p>They also subtract decimals with up to two decimal places, knowing that the decimal points line up under one another. They are expected to subtract amounts of money and measures in different contexts.</p>		

Discuss it

Equal to, take, take away, less, minus, subtract, leaves, distance between, difference between, how many more, how many fewer/less than, most, least, count back, how many left, how much less is_?

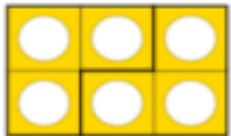
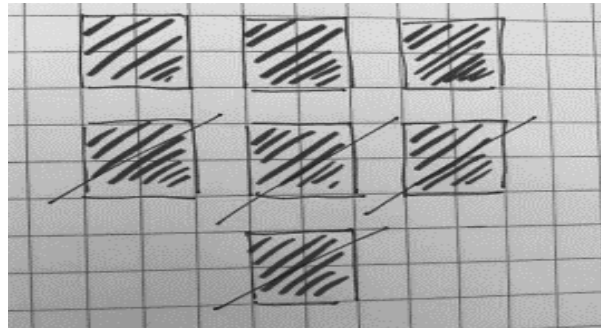
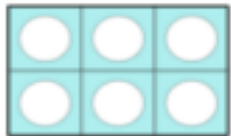
Create it



Reception


Have a deep understanding of number to 10, including the composition of each number.

Automatically recall (without reference to rhymes, counting or other aids) number bonds up to 5 (including subtraction facts) and some number bonds to 10, including double facts.



Draw it

Write it



Discuss it

Equal to, take, take away, less, minus, subtract, leaves, distance between, difference between, how many more, how many fewer/less than, most, least, count back, how many left, how much less is_?

$13 - 4 =$




Children touch count and remove the number to be taken away, in this case 4.



Touch count to find the number that remains.


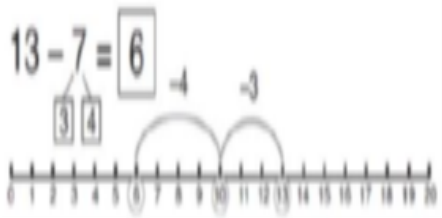


Create it


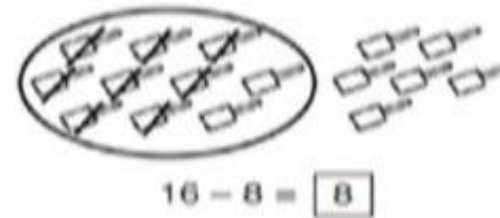


Year 1

Subtract one-digit and two-digit numbers to 20, including zero.
Solve one-step problems that involve subtraction, using concrete objects and pictorial representations and. missing number problems.



Draw it


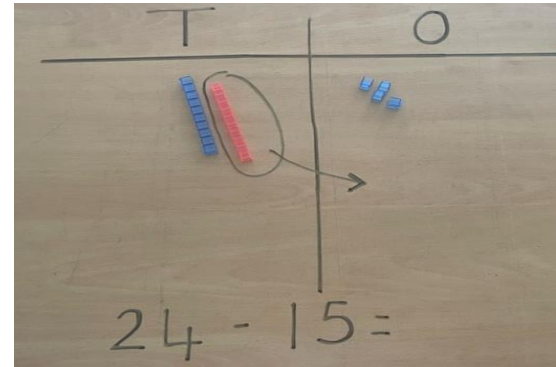


Write it

Discuss it

Equal to, take, take away, less, minus, subtract, leaves, distance between, difference between, how many more, how many fewer/less than, most, least, countback, how many left, how much less is?, count on, strategy, partition, tens, ones, regroup



Create it



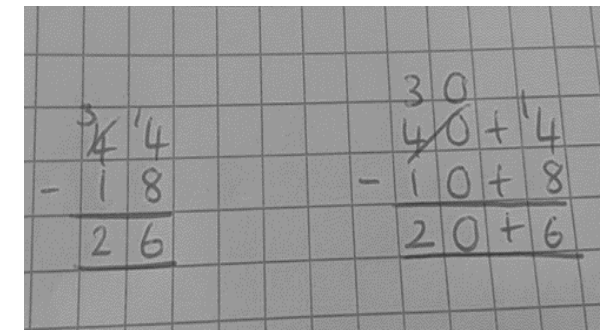
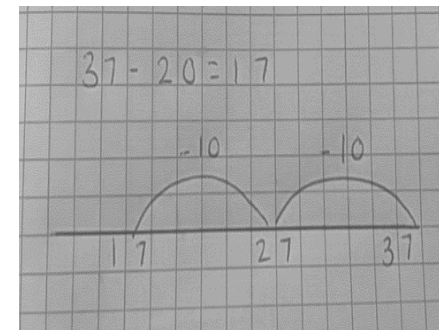
Year 2

Subtract numbers using concrete objects, pictorial representations, and mentally, including:

- a two-digit number and ones
- a two-digit number and tens
- two two-digit numbers



Draw it






Write it

Discuss it

Equal to, take, take away, less, minus, subtract, leaves, distance between, difference between, how many more, how many fewer/less than, most, least, count back, how many left, how much less is_?, count on, strategy, partition, tens, ones, regroup, decrease, hundreds, value, digit

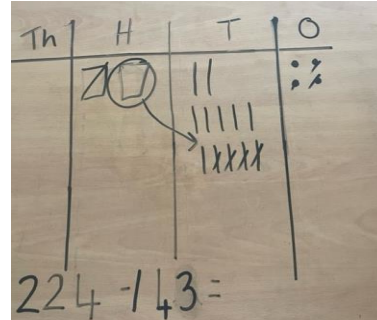
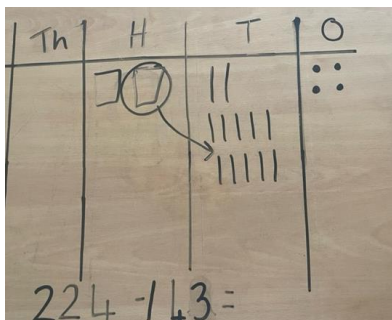
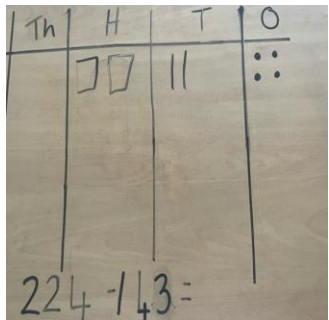
Create it



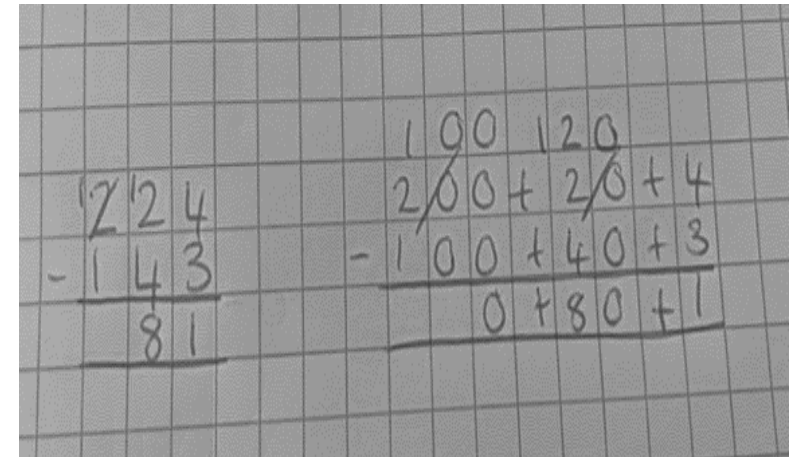
Year 3

Add numbers with up to three digits, using formal written method of columnar addition.

Solve problems, including missing number problems, using number facts, place value, and more complex addition.



Draw it






Write it

Discuss it

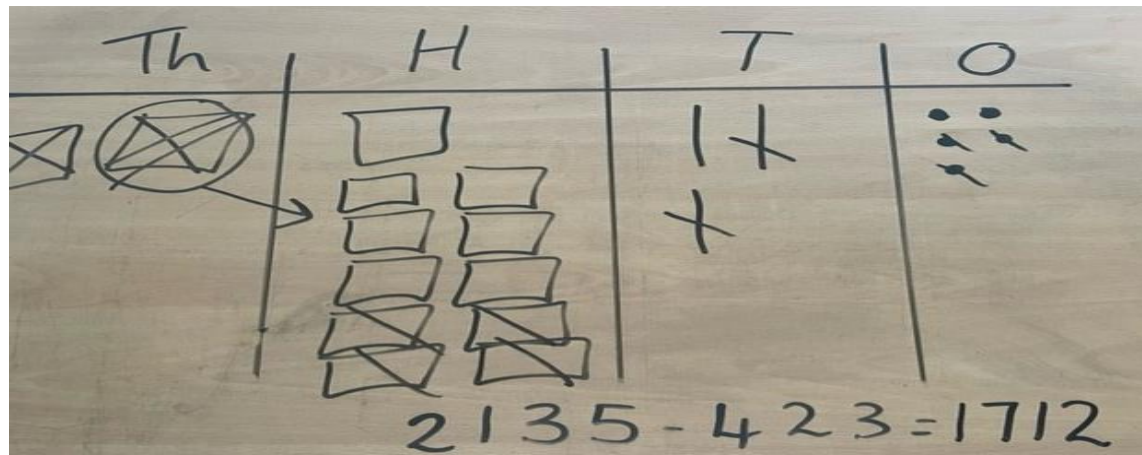
Equal to, take, take away, less, minus, subtract, leaves, distance between, difference between, how many more, how many fewer/less than, most, least, count back, how many left, how much less is_?, count on, strategy, partition, tens, ones, regroup, decrease, hundreds, value, digit, hundreds, thousands, tenths, hundredths

Create it

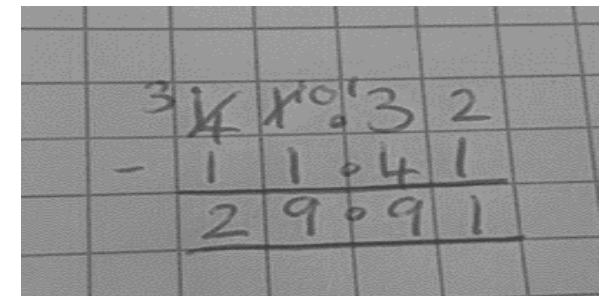
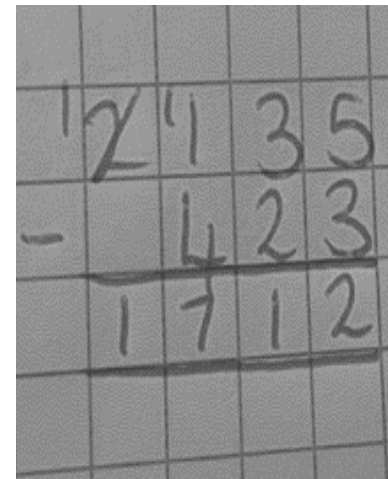


Year 4

Add numbers with up to four digits using the formal written method of columnar addition where appropriate.



Draw it

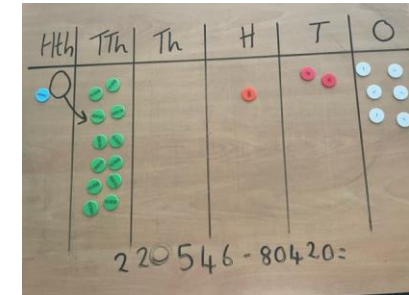



Write it

Discuss it

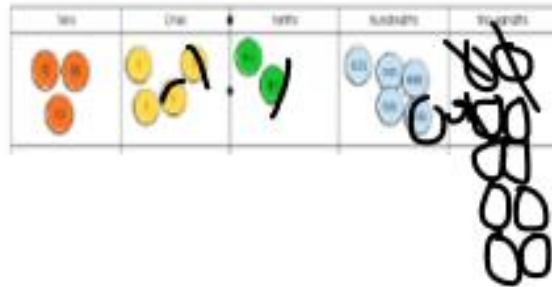
Equal to, take, take away, less, minus, subtract, leaves, distance between, difference between, how many more, how many fewer/less than, most, least, count back, how many left, how much less is_?, count on, strategy, partition, tens, ones, regroup, decrease, hundreds, value, digit, hundreds, thousands, tenths, hundredths

Create it

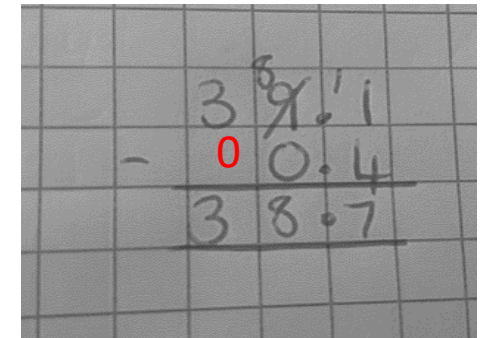
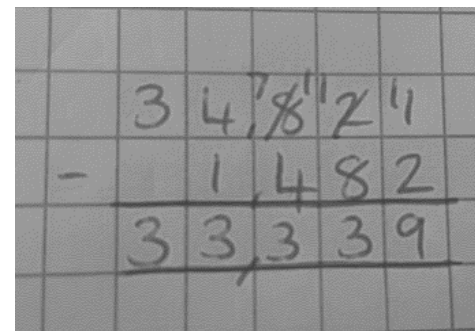


Year 5

Subtract whole numbers with more than 4 digits, including using formal written methods (columnar subtraction)



Tip: Add a zero to support place value and make sure you line up the decimal point



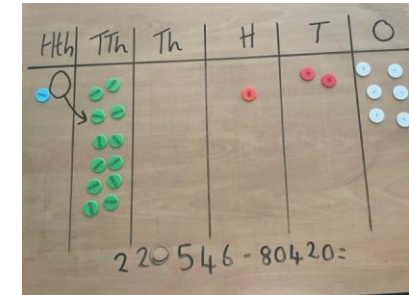

Draw it

Write it

Discuss it

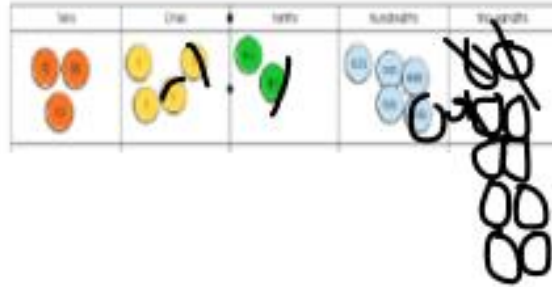
Equal to, take, take away, less, minus, subtract, leaves, distance between, difference between, how many more, how many fewer/less than, most, least, count back, how many left, how much less is_?, count on, strategy, partition, tens, ones, regroup, decrease, hundreds, value, digit, hundreds, thousands, tenths, hundredths

Create it

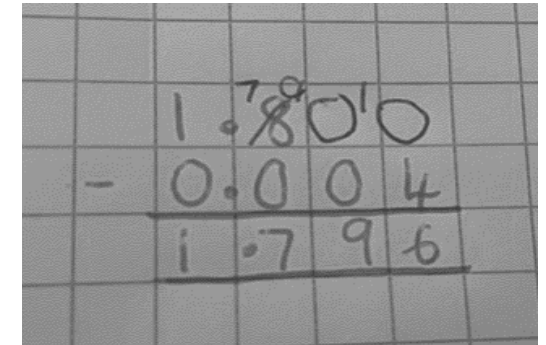
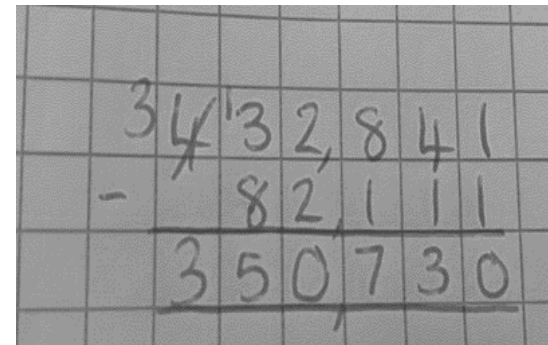


Year 6

Solve subtraction multi-step problems in contexts, deciding which operations and methods to use and why.



Draw it



Write it